

# DICE GAMES

## READING AND LANGUAGE ARTS

### Thesaurus Roll-A-Word

Roll a die and complete this activity for the number you roll. Continue with the rest of your words.

1	Write the part of speech of your word.
2	Write the definition of your word.
3	Write a synonym for your word.
4	Write an antonym for your word.

### Vocabulary Roll-A-Word

Use your vocabulary words for this game. Roll a die and complete the activity for the number you roll. Continue with the rest of your words.

1	Write the definition of your word.
2	Write a synonym for your word.
3	Write an antonym for your word.
4	Draw a picture of your word.

### Dictionary Roll-A-Word

Roll a die and complete the activity for the number you roll. Continue with the rest of your words.

1	Write the part of speech of your word.
2	Write the definition of your word.
3	Write a synonym for your word.
4	Write an antonym for your word.

### Read Fiction and Roll

Read a fiction book and answer the questions. Roll a die and complete the activity book you read.

1	Write a heading from the book you read.
2	Write 3 vocabulary words from the book.
3	Write 3 questions you still have after reading the book.
4	Write a summary of what you read.
5	Write 3 facts you learned from the book.
6	Find 3 non-fiction text features and write the page numbers you found them on.

### Spelling Roll-A-Word

Start with the first word in your spelling list. Roll a die and complete the activity for the number you roll. Continue with the rest of your list.

1	Write your word in a sentence.
2	Draw a picture of your word.
3	Write a synonym of your word.
4	Write an antonym of your word.
5	Write the definition for your word.
6	Write your word three times.

### Vocabulary Roll-A-Word

Use your vocabulary words for this game. Roll a die and complete the activity for the number you roll. Continue with the rest of your words.

1	Write the definition of your word.
2	Write a synonym for your word.
3	Write an antonym for your word.
4	Draw a picture of your word.
5	Write the part of speech of your word.
6	Write a sentence for your word.



# Learning

## LAB RESOURCES

© Melissa Mazur – Learning Lab Resources

- The original purchaser of this document is granted permission to reproduce the pages in needed quantities for the purchaser's classroom only.
- This item is also bound by copyright laws and redistributing, editing, selling, or posting this item (or any part thereof) on the Internet are all strictly prohibited without first gaining permission from the author.
- Violations are subject to the penalties of the Digital Millennium Copyright Act. Please contact me if you wish to be granted special permissions!



[learninglabresources@gmail.com](mailto:learninglabresources@gmail.com)



[www.learninglabresources.com](http://www.learninglabresources.com)



[www.facebook.com/learninglabresources](http://www.facebook.com/learninglabresources)



[www.pinterest.com/melissamazurtp](http://www.pinterest.com/melissamazurtp)









[www.twitter.com/melissamazurtp](http://www.twitter.com/melissamazurtp)



[www.instagram.com/melissamazurtp](http://www.instagram.com/melissamazurtp)







# Spelling Roll-A-Word

Start with the first word in your spelling list. Roll a die and complete the activity for the number you roll. Continue with the rest of your list.

	Write your word in a sentence.
	Draw a picture of your word.
	Write a synonym of your word.
	Write an antonym of your word.
	Write the definition for your word.
	Write your word three times.







# Vocabulary Roll-A-Word

Use your vocabulary words for this game. Roll a die and complete the activity for the number you roll. Continue with the rest of your words.

	Write the definition of your word.
	Write a synonym for your word.
	Write an antonym for your word.
	Draw a picture of your word.
	Write the part of speech of your word.
	Write a sentence for your word.







# Dictionary Roll-A-Word

Roll a die and complete the activity for the number you roll.  
Continue with the rest of your words.

	Write the guide words on the page you found your word.
	Write the part of speech of your word.
	Write the definition of your word.
	Write a sentence for your word.
	Write the page number you found your word on.
	Write the pronunciation of your word.







# Thesaurus Roll-A-Word

Roll a die and complete the activity for the number you roll.  
Continue with the rest of your words.

	Write the part of speech of your word.
	Write the definition of your word.
	Write a synonym for your word.
	Write an antonym for your word.
	Write a sentence using a synonym for your word.
	Write a sentence using an antonym for your word.







# Read Fiction and Roll

Read a fiction book and answer the questions. Roll a die and complete the activity for the book you read.

	Write a description of the main character.
	Write a summary of the book.
	Describe the setting(s) from the book.
	Describe the problem and how it was solved.
	Make a text-to-self, text-to-text, or text-to-world connection to the book.
	Write a book review and give it a rating.

# Read Non-Fiction and Roll

Read a non-fiction book and answer the questions. Roll a die and complete the activity for the book you read.

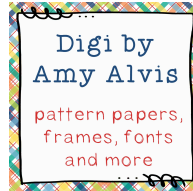
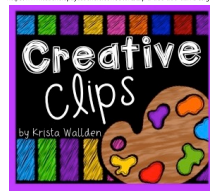
	Write a heading from the book you read.
	Write 3 vocabulary words from the book.
	Write 3 questions you still have after reading the book.
	Write a summary of what you read.
	Write 3 facts you learned from the book.
	Find 3 non-fiction text features and write the page numbers you found them on.



# My Fonts and Graphics are From...



MyCuteGraphics



www.ZisforZebra.com  
"Where Creativity & Education Meet"



Paula Kim Studio